

GSRs Self Closing Slide Door System

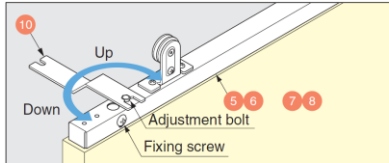


Door Weight	Max. 30 kg/Door
Door Thickness	28.4-36 mm
Door Width	810 mm or 860 mm

Features

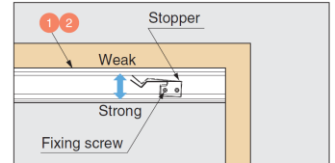
- Self closing door system
- Equipped with damper for smooth and soft closing

Adjustment of Door Height & Gradient



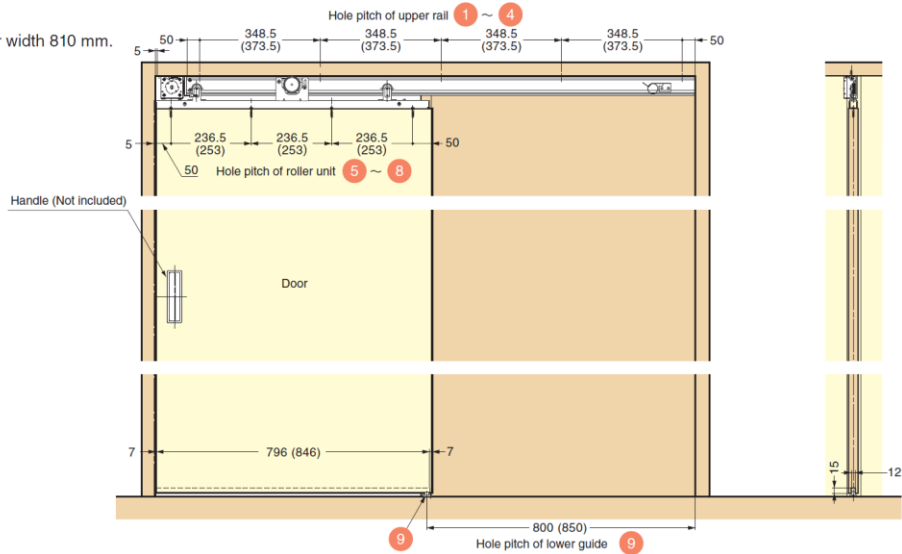
Adjustable height: -6 mm

Adjustment of Retaining Force



Installation

() : Dimensions for door width 810 mm.



Parts Set (Per Door)

Necessary Parts

Please refer to "Qty a - d" for parts included in each set.

	Part No.	Description
a	GSRs-810 (R)	R Type for Door Width 810 mm
b	GSRs-810 (L)	L Type for Door Width 810 mm
c	GSRs-860 (R)	R Type for Door Width 860 mm
d	GSRs-860 (L)	L Type for Door Width 860 mm

Parts Included

No.	Qty				Part Name	Description
	a	b	c	d		
1	1	-	-	-	Upper Rail - R Type for Door Width 810 mm	● Material Aluminium Alloy ● Finish Anodized Silver
2	-	1	-	-	Upper Rail - L Type for Door Width 810 mm	● Material Aluminium Alloy ● Finish Anodized Silver
3	-	-	1	-	Upper Rail - R Type for Door Width 860 mm	● Material Aluminium Alloy ● Finish Anodized Silver

No.	Qty				Part Name	Description
	a	b	c	d		
4	-	-	-	1	Upper Rail - L Type for Door Width 860 mm	● Material Aluminium Alloy ● Finish Anodized Silver
5	1	-	-	-	Roller Unit A - R Type for Door Width 810 mm	● Material Steel ● Colour Black
6	-	1	-	-	Roller Unit A - L Type for Door Width 810 mm	● Material Steel ● Colour Black
7	-	-	1	-	Roller Unit B - R Type for Door Width 860 mm	● Material Steel ● Colour Black
8	-	-	-	1	Roller Unit B - L Type for Door Width 860 mm	● Material Steel ● Colour Black
9	1	1	1	1	Bottom Guide	● Material Polyamide (PA) ● Finish Natural
10	1	1	1	1	Adjuster	● Material Steel ● Finish Yellow Zinc Chromate